

LIFE IS A CIRCUS!

THE TIGHTROPE

An Art Project for All Ages

by Vickisa

Materials needed

Paper of any kind


String, yarn or ribbon

White glue, paste, any kind will do

Pencil, colored pencils, of any kind, or paint, ink, charcoal whatever you have.

Background: Here are two circus paintings by famous painters.


This painting, called *The Circus*, is by George Seurat a Pointillist painter



This is a tight-rope walker, in a painting titled *Balance* by Pierre August Renoir a French Impressionist painter who was born in 1841. That was 179 years ago and we still enjoy looking at this painting.

Your tightrope walker will be different but it will be great I bet!


Turn the page over for a step-by-step lesson on the TIGHTROPE!



1. Glue your string down. Put glue on the string or dip the string in a puddle of glue. Lay the glued string on a piece of any kind of paper you have. Heavy paper is best. That's your tight rope.

2. Now who is on the tight rope? You, another person, a clown, your pet, a cartoon character? Are they balanced, using a stick or umbrella, hanging on, falling off? Is there more than one tight rope walker? Are they 6 feet apart? It is up to you. All Artists are different. Lightly sketch your idea.

3. Once the glue is dry and you have sketched out your idea, its time to draw, or paint with any materials you have on hand. Have fun with this. Start with lines then make them bolder, add color and paste stuff on —whatever you feel like adding



Here's A fun idea from the artist Saul Steinberg. If you leave some room on the string, you can balance a word or two on the tightrope like this word drawing he made in the 1960s. Some possible words: Careful, Balance, Strength, Cheer, Up, FOCUS, Hang on, Try. Practice. What words did Steinberg use?

About my example

I've known my friend Arabella since she was a little girl. Now she is graduating from college. She is sad because she won't have a graduation or a robe so I made this as a present for her and that's why the letters say:

ARABELLA YOU DID IT.

She gets to the end of the tight rope with her cap and gown and a smile on her face. She's in the spotlight, everyone is cheering. I used colored pencils, watercolor, markers and sequins.

